


10 TIPS

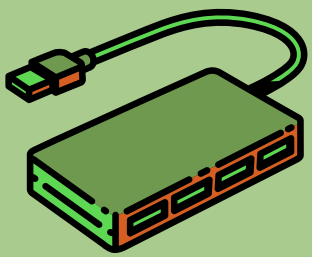
for choosing a laptop for your business requirements...



Choose a laptop with SSD storage they are more robust than HDD




Check Camera specification for video meetings etc



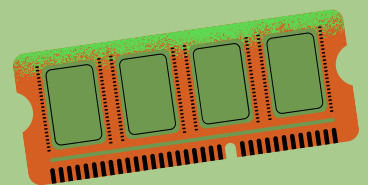
The more ports the better!



Take into account weight and size based on your habits




1 Choose an operating system compatible with your requirements




2 For business use we recommend minimum 16GB RAM



4 Battery capacity and stats are important



6 Pay attention to the quality of the keyboard and touchpad



8 Choosing screen size and having a higher pixel count is important



10 Adjust the budget to fit all of your requirements

3

5

7

9